



D.A.V POLICE PUBLIC SCHOOL

FATEHABAD



SUMMER – BREAK

Back and Forth

by Lenore Hetrick

Think of the thousands of girls and boys
Who left their playthings and all their toys.
They came to school and learned to read,
Knowing in that way they would succeed.
And now think of the thousands of girls and boys
Going back to their playthings and their toys.
Happy as happy can be are they!
Happy because it's summer vacation today.



Name: _____

Class: _____

Section: _____



Dear Parents,

The much awaited summer break is around. It is time when children can relax and enjoy those little pleasures of childhood.

To ensure that the children have a constructive holiday, some activity based holiday projects have been designed. These projects can easily be done by the children following '**Learning by Doing**' approach.

Parents are requested to guide and assist only when required.

We hope these projects will provide an enjoyable learning experience for our little ones.

BUILDING CHILD-PARENT RELATIONSHIP

- **Be a buddy**- Play indoor and outdoor games in your house premises, like on terrace with your child e.g. Ludo, carrom, cricket etc. Give platform to the children to stay away from gadgets.
- Show family albums to the children, get them connected to family roots and memories.
- **Talking time**- Everyday spend some time with your children listening to their thoughts, take their opinions, views on various topics. Give them freedom in making decisions.
E.g.
 - Menu for the breakfast.
 - Getting ready for the day.
 - Selecting books for their reading corner etc.

Family time-

- Encourage children to spend quality time with their grandparents to strengthen the emotional bond.
- **Let's watch together**- Enjoy happy T.V hours with your children. Watch constructive, meaningful and educational channels, movies and programme
Suggested T.V programmes and movies: Ramayana, Krishna, Noddy, Ice age, Kung-fu panda, Oswald etc.

ENGLISH

Dear Parents

Kindly help your ward to complete the following mentioned work in combined notebook .

Fun With English: Page no. 1 to 23 (Sound story from a to d)

English Notebook: Written practice of Letter A to Z, Small letters a to d (1 page daily)

Hindi

हिन्दी की काँपी-अ से अ: करवाएँ। (एक पृष्ठ प्रतिदिन)

व्यंजन (क ,ख करवाएँ।)

अक्षर परिचय : क से घ कहानी करवाएँ।

Mathematics

Fun With Maths: Page no.1 to 26, 69 to 82

Maths Notebook: Written practice of number 1 to 50

(Direct counting ,Dodging counting) , Oral counting from 1 to 60

EVS

Integrated Activity Book :Page no. 1 to 24

Craft Activity : Things we use in summer

Arts

FUN WITH COLOURS:-

Page no. 1 to 10





Prepare flash cards of fruits name, vegetables name, means of transport, animals name , birds name and colours name.

(Max.5 of each)


Colour the big object with red & small with blue:-

BIG & SMALL

Color Big object with red and Small with blue.



Colour the vegetables with their real colours :-



Help me in collecting all my belongings in the big bag by drawing line with a crayon.



सही अक्षर पर गोला लगाओ ।

	ए	ऊ	उ	अ	आ	इ
	इ	ई	आ	उ	ए	ऐ
	अ	आ	इ	उ	ए	ई
	ऊ	ई	आ	उ	ए	ऐ
	उ	ए	ऊ	ऊ	ई	आ
	इ	ई	आ	उ	ए	ऊ
	ऊ	इ	ई	आ	उ	ए

अ से अ: (स्वर लिखो)

Blank boxes for writing the vowels from 'अ' to 'अ:'.

ऋ औ ई ओ
 अं ऊ आ अ: इ
 ए अ ऐ उ

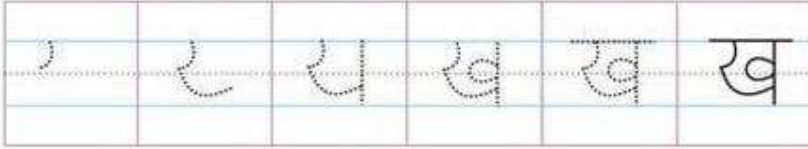
ख – (KHA)

KHA as in Khaki



खरगोश
Khargosh
(Rabbit)

Steps to write the letter "ख"



ख ख ख ख ख ख ख

ख ख ख ख ख ख ख

--	--	--	--	--	--	--	--

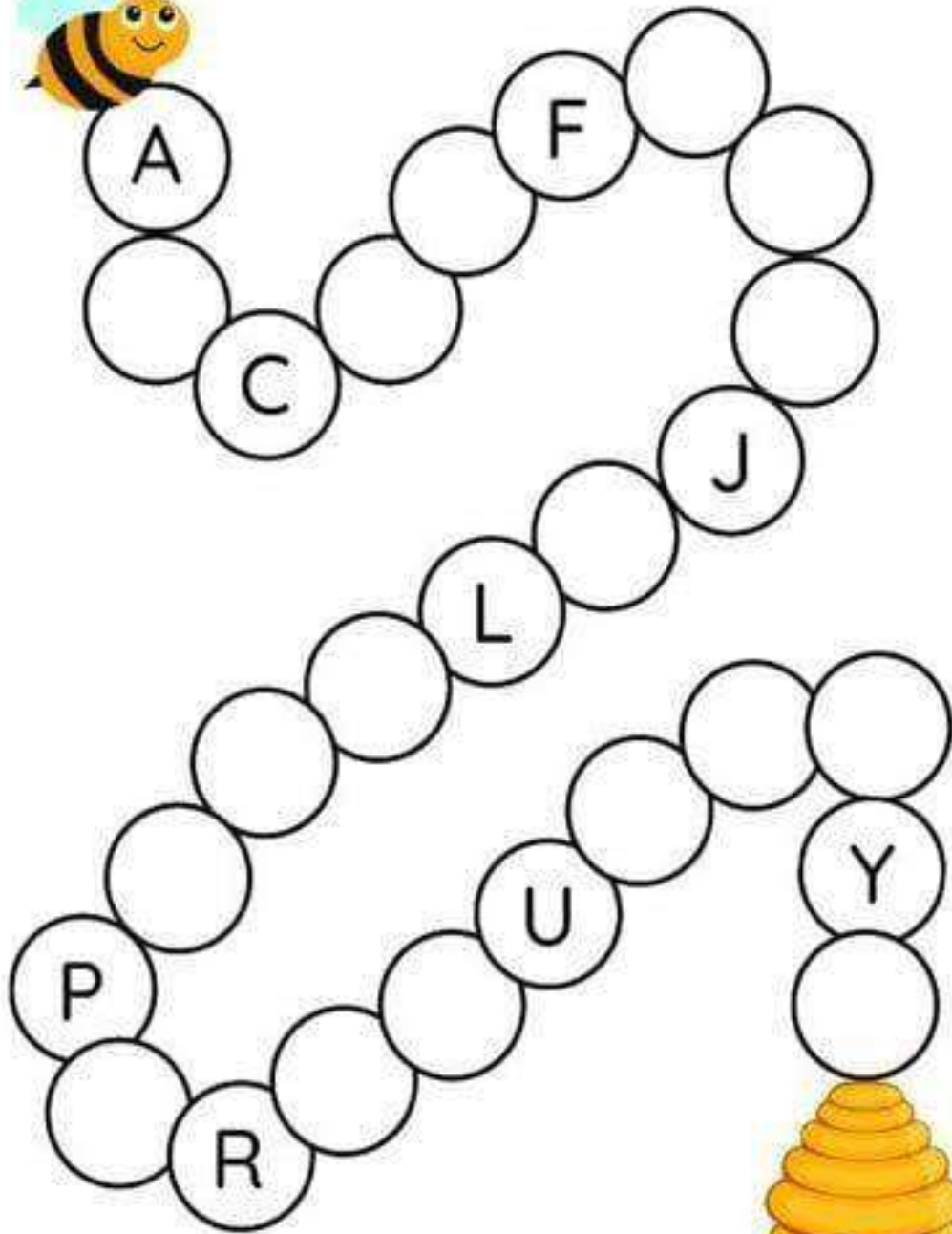
--	--	--	--	--	--	--	--

--	--	--	--	--	--	--	--


--	--	--	--	--	--	--	--

Missing Uppercase Letters


Write the missing uppercase letters




Join the letters from A to Z and colour it.




Fill in the missing numbers on the caterpillars by counting from 1 to 20




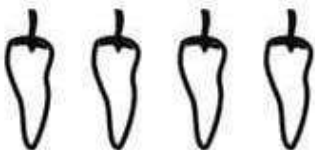


Join the numbers from 1 to 20 and colour it.



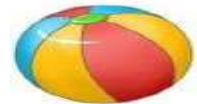



Count & Write:-



5



Circle the same objects.



ALL ABOUT ME :-

- What is your name?
- In which school do you study ?
- In which class do you study?
- How old are you ?
- What is the name of your teacher?
- What is your Father's/Mother's name ?
- Who are you?
- Who is your school Principal?

Dance practice on song:- Action Song
(Clap Your Hands, Up and Down)

Prepare a dance on FATHER'S DAY
and send videos.

Action songs: Clap your hands,
Baby Shark.

Learn : Hindi & English Rhymes

1. Oneness (Page no. 1)
2. Water, Water everywhere (Page no.23)
3. Bits of paper (Page no. 6)

1. गर्मी आती है , लू लाती है (Page no. 30)
2. हे माँ तुम्हें प्रणाम (page no. 3)
3. छोटे - छोटे बच्चे (page no. 4)

Music : Learn Prayers

1. God's Love
2. DAV Anthem
3. □□□□□□ □□□□□□

