




D.A.V. POLICE PUBLIC
SCHOOL
FATEHABAD



Back and Forth

by Lenore Hetrick

Think of the thousands of girls and boys
Who left their playthings and all their toys.
They came to school and learned to read,
Knowing in that way they would succeed.
And now think of the thousands of girls and boys
Going back to their playthings and their toys.
Happy as happy can be are they!
Happy because it's summer vacation today.



Name: _____

Class: _____

Section: _____



ENGLISH

ENGLISH READER-

Read Lesson-1 to 5 and revise book exercise.

Learn and write question/answers of Lesson-2, 4 and 5.

ENGLISH PRACTICE BOOK-

Revise and complete page 1 to 14 in book.

Learn these poems-

WEATHER

Weather is hot,
Weather is cold,
Weather is changing,
As the weeks unfold.
Days are foggy,
Days are clear,
Weather is changing ,
Throughout the year.












Activity: Make flash cards of 'll' or 'oo' sound words.

Find the Fruit Names

Find & circle the names of the fruits.

a	p	i	n	e	a	p	p	l	e	f	z	v
c	k	r	o	l	n	g	r	a	p	e	s	x
f	n	u	t	p	x	p	e	r	e	v	a	a
h	s	t	r	a	w	b	e	r	r	y	i	d
a	q	a	n	p	g	d	r	c	p	j	m	n
p	m	s	r	a	o	b	a	n	a	n	a	r
p	x	u	f	y	n	r	k	a	m	e	n	f
l	r	o	r	a	n	g	e	g	r	a	g	l
e	q	r	i	l	s	m	x	g	o	r	o	i
c	w	a	t	e	r	m	e	l	o	n	e	a
f	n	u	t	v	s	o	z	e	e	v	s	t

















This/That Worksheet

Complete the sentences using this or that:

This or That

1. _____ is a tree. 
2. _____ is an apple. 
3. _____ is a hill. 
4. _____ is a flower. 
5. _____ is a duck. 
6. _____ is an elephant. 
7. _____ is a cake. 
8. _____ is my brother. 
9. _____ is a river. 
10. _____ is a field. 

In, On, Under Worksheet

Fill in the blanks.

on

in

under

1.



The cat is _____ the chair.

2.



The dog is _____ the box.

3.



The cat is _____ the mat.

4.



The ball is _____ the box.

5.



The goldfish is _____ the bowl.

6.



The dog is _____ the desk.

7.



The apple is _____ the table.

8.



The elephant is _____ the ball.

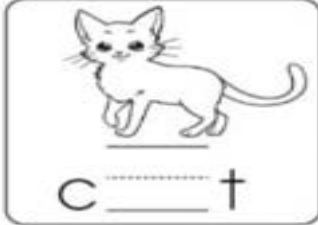






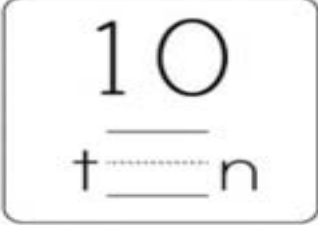

9.



The frog is _____ the box.

Fill in the blanks:

Write the correct short vowel to complete each word.

a	e	i	o	u
 c _ _ t	 p _ _ g	 d _ _ g		
 s _ _ n	 v _ _ n	 f _ _ sh		
 l _ _ g	 t _ _ n	 d _ _ ck		

हिंदी

हिंदी भाषा माधुरी - पाठ - 1 से 5 अभ्यास सहित याद करें। (पेज न. -1 से 11)

हिंदी भाषा अभ्यास- पाठ - 1 से 4 (पेज न. -1 से 19) तक अभ्यास करें।

निम्न कविताएँ याद करें -

पेड़ लगाओ

घरती की बस यही पुकार,
पेड़ लगाओ बारम्बार।
आओ मिलकर कसम ये खाएँ,
अपनी घरती हरित बनाएँ।
घरती पर हरियाली हो,
जीवन में खुशहाली हो।
पेड़ घरती की शान है,
जीवन की मुस्कान है।



अच्छी बातें


जोड़ो अपने दोनों हाथ करो नमस्ते
सबके साथ, मिल बांट कर खाओ भाई
दोस्तों से न करो लड़ाई,

माता पिता का कहना मानो पढ़ो किताब
जग को जानो, घर का अच्छा भोजन
खाओ हृष्ट पुष्ट से तुम हो जाओ,

मात्रा की कार्यपत्रिका

वर्णमाला

चित्र देखकर निम्न वर्ग पहेली में उनके नाम दूढो और खानों में रंग
भरो :-



कि	ता	ब	म	च	ज	सा
अ	ग	छि	ड	ष	ल	र
प	हि	या	इ	मा	चि	स
ब	र	ग	नि	द	डि	उ
पा	न	ह	ब	गि	या	र
ल	थ	घा	ड	ला	घ	दि
क	पा	स	फ	स	रि	या



शब्दों को रंगों से बदले ।

1. टमाटर - लाल (Red)
2. कसरत - पीला (Yellow)
3. नटखट - हरा (Green)
4. बादल - नीला (Blue)
5. रात - (Black) काला



Mathematics

Revise and complete the pages from 1 to 35.

Learn and write table of 2 and 3.

Learn and write number names 1 to 20.















Activity- Make an abacus of two place value (ones and tens).

After		Before		Between		
86	<input type="text"/>	<input type="text"/>	35	75	<input type="text"/>	77
63	<input type="text"/>	<input type="text"/>	17	48	<input type="text"/>	50
48	<input type="text"/>	<input type="text"/>	98	36	<input type="text"/>	38
52	<input type="text"/>	<input type="text"/>	73	19	<input type="text"/>	21
69	<input type="text"/>	<input type="text"/>	46	24	<input type="text"/>	26
78	<input type="text"/>	<input type="text"/>	22	33	<input type="text"/>	35
25	<input type="text"/>	<input type="text"/>	54	66	<input type="text"/>	68
33	<input type="text"/>	<input type="text"/>	69	24	<input type="text"/>	26
91	<input type="text"/>	<input type="text"/>	33	17	<input type="text"/>	19

Number Names and Numerals

Count each object in the picture and write its numeral and number name. Colour the picture.




	<input type="text" value="4"/>	Four			<input type="text"/>	
	<input type="text"/>				<input type="text"/>	
	<input type="text"/>				<input type="text"/>	
	<input type="text"/>				<input type="text"/>	
	<input type="text"/>				<input type="text"/>	
	<input type="text"/>				<input type="text"/>	
	<input type="text"/>				<input type="text"/>	

Greater than, Less than worksheet

Comparing Numbers

Name



Christopher Crocodile is hungry. He always wants to eat the greatest number.

15  32 and 67  41

Use these symbols to compare the following numbers.

$<$ is less than $>$ is greater than

27 ○ 84	45 ○ 78	62 ○ 39
55 ○ 29	72 ○ 92	49 ○ 50
20 ○ 28	43 ○ 90	37 ○ 39
53 ○ 33	72 ○ 44	54 ○ 72
34 ○ 29	63 ○ 80	40 ○ 24

E.V.S.

E.V.S.- Read Lesson-1,2 and learn exercise.

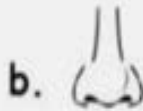
Activity-1. We can see many beautiful birds coming to our balcony. Lets' prepare a BIRD FEEDER for our feathered friends. Also encourage your ward to feed the stray dogs.



- Do the given worksheets:

Sense organs worksheet

___ 1. What parts of the body is used to see things around us?



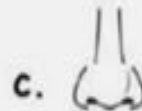
___ 2. What is the used of the ear?

a. To see

b. To hear

c. To walk

___ 3. What parts of the body that you use to smell or breathe?




___ 4. Which parts of the body do you used to *breathe and eat*?

a. Eye and nose

b. mouth and ear

c. nose and mouths

___ 5. What parts of the body that we used for hearing?



CLEANLINESS

Color the object we need for doing the action.

Cleanliness is keeping yourself and your surroundings clean and organized.
There are many ways to be clean.

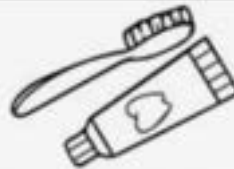
Washing my hair



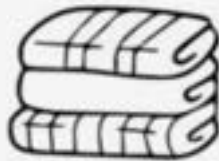
Taking a bath



Brushing my teeth



Cleaning my ears



Trimming my fingernails and toenails



ART AND CRAFT

- Best out of waste: Make a Face Mask of any animal/bird using waste material. (Refer Picture)



- Fathers are a daughter's first love and a son's real heroes. Use your creativity to make a beautiful card for your father to be gifted on Father's Day i.e. June 16,2024.
- Make handprint butterfly.



- Colour the given picture:

